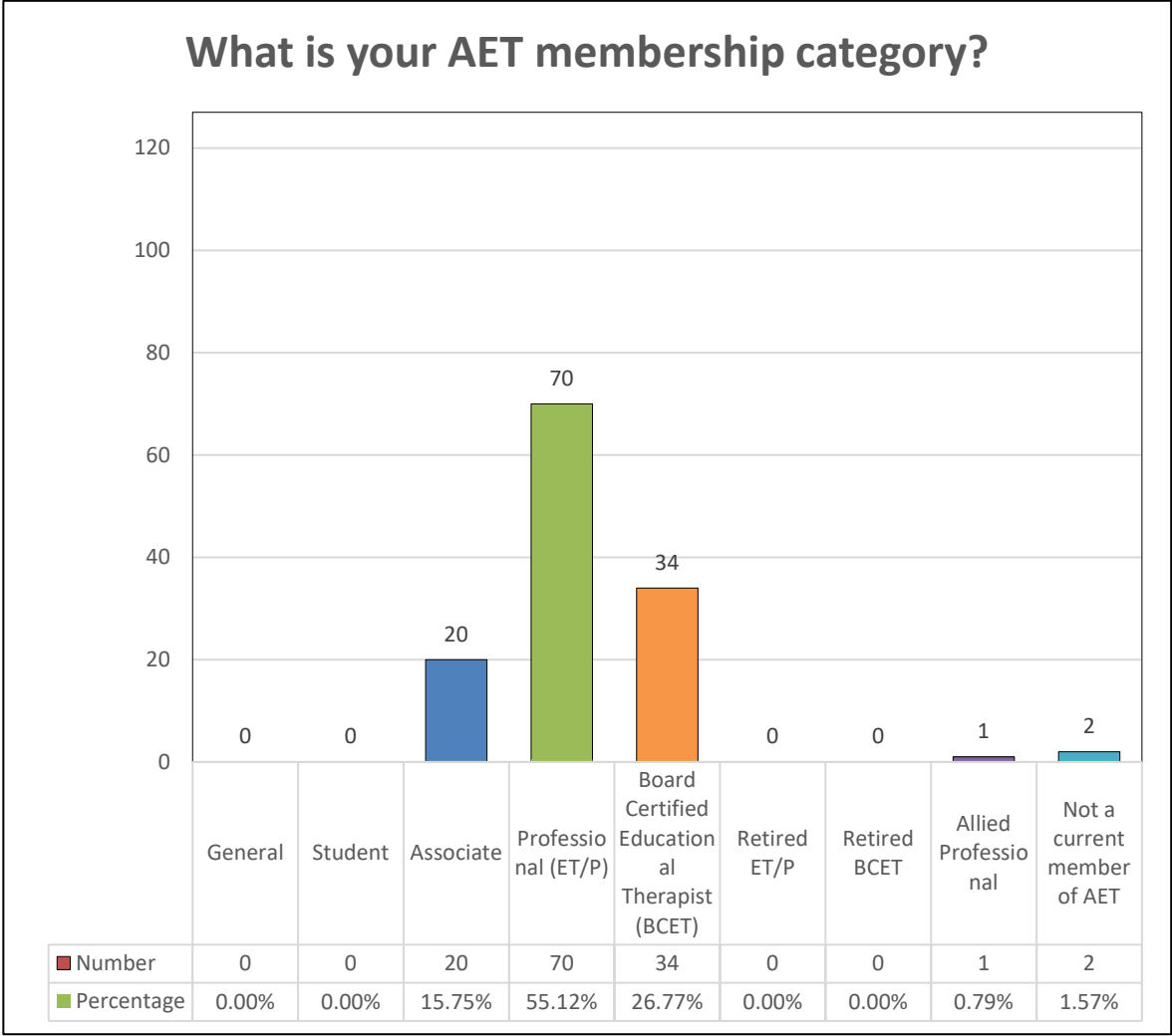




# **Social Justice Survey 2024**

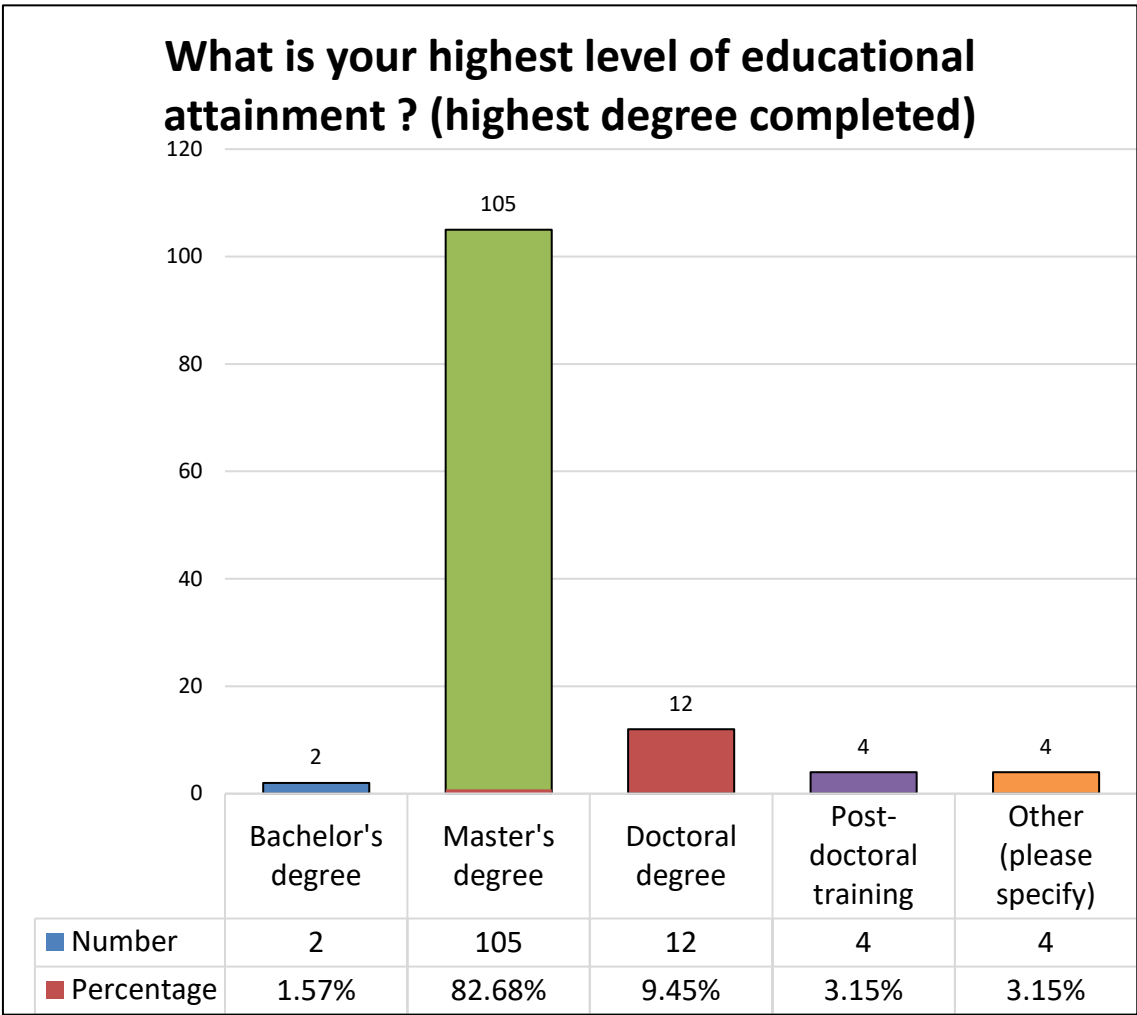
What is your AET membership category?

Answer Choices	Responses	
General	0	0.00%
Student	0	0.00%
Associate	20	15.75%
Professional (ET/P)	70	55.12%
Board Certified Educational Therapist (BCET)	34	26.77%
Retired ET/P	0	0.00%
Retired BCET	0	0.00%
Allied Professional	1	0.79%
Not a current member of AET	2	1.57%
Answered		127
Skipped		0



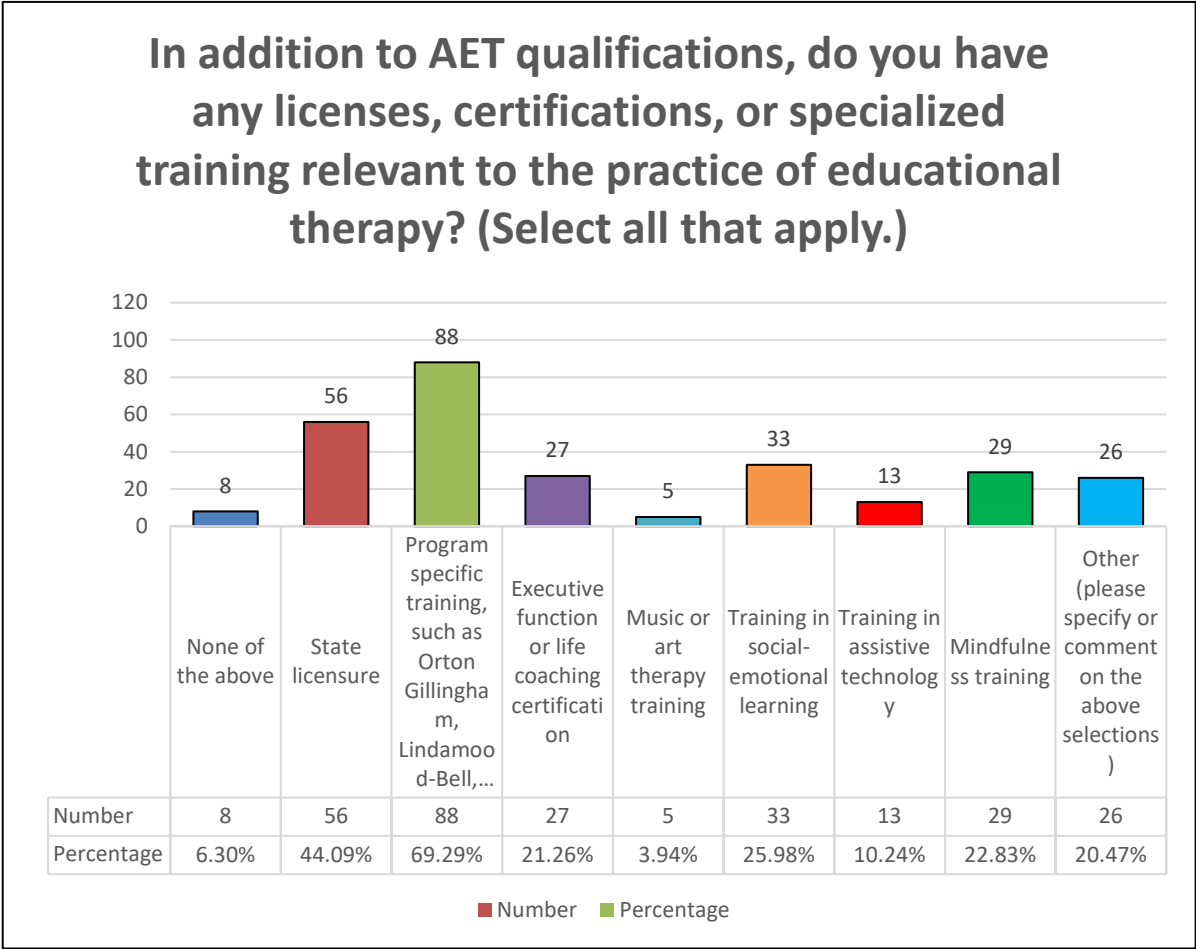
What is your highest level of educational attainment  
(highest degree completed?)

Answer Choices	Responses	
Bachelor's degree	2	1.57%
Master's degree	105	82.68%
Doctoral degree	12	9.45%
Post-doctoral training	4	3.15%
Other (please specify)	4	3.15%
Answered	127	
Skipped	0	



**In addition to AET qualifications, do you have any licenses, certifications, or specialized training relevant to the practice of educational therapy? (Select all that apply.)**

Answer Choices	Responses	
None of the above	8	6.30%
State licensure	56	44.09%
Program specific training, such as Orton Gillingham, Lindamood-Bell, speech to print	88	69.29%
Executive function or life coaching certification	27	21.26%
Music or art therapy training	5	3.94%
Training in social-emotional learning	33	25.98%
Training in assistive technology	13	10.24%
Mindfulness training	29	22.83%
Other (please specify or comment on the above selections)	26	20.47%
<b>Answered</b>		<b>127</b>
<b>Skipped</b>		<b>0</b>

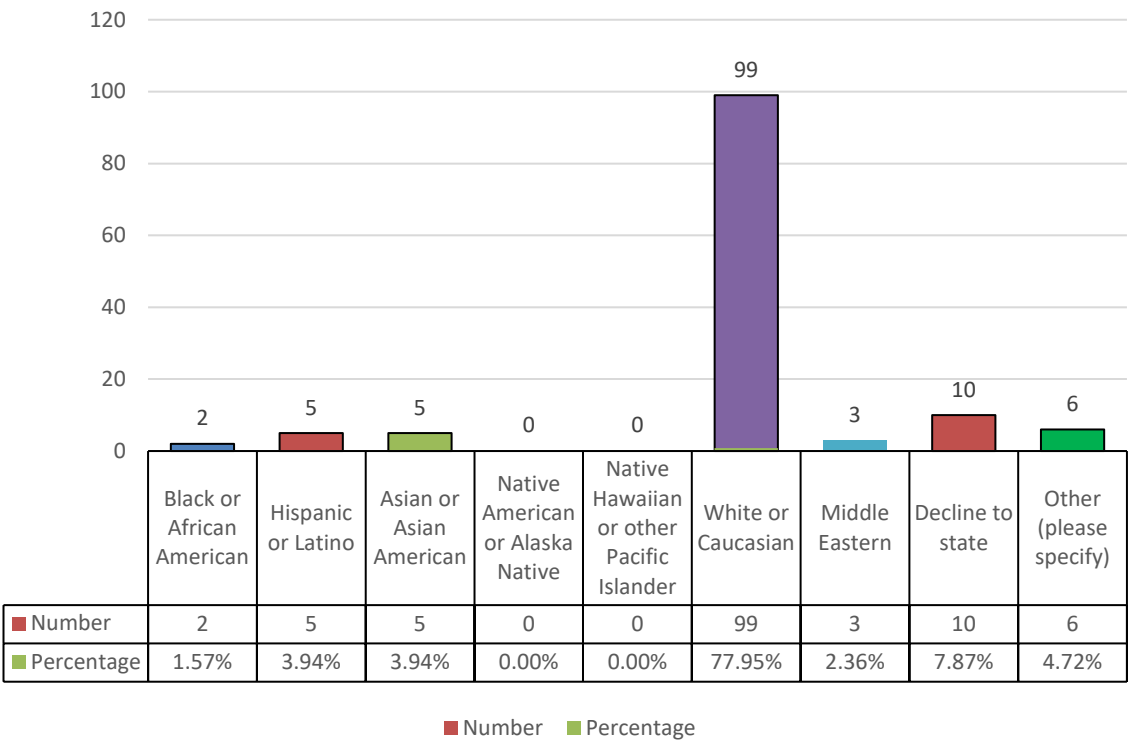


How do you identify yourself from an ethnicity lens?  
(Select all that apply.)

Answer Choices	Responses	
Black or African American	2	1.57%
Hispanic or Latino	5	3.94%
Asian or Asian American	5	3.94%
Native American or Alaska Native	0	0.00%
Native Hawaiian or other Pacific Islander	0	0.00%
White or Caucasian	99	77.95%
Middle Eastern	3	2.36%
Decline to state	10	7.87%
Other (please specify)	6	4.72%

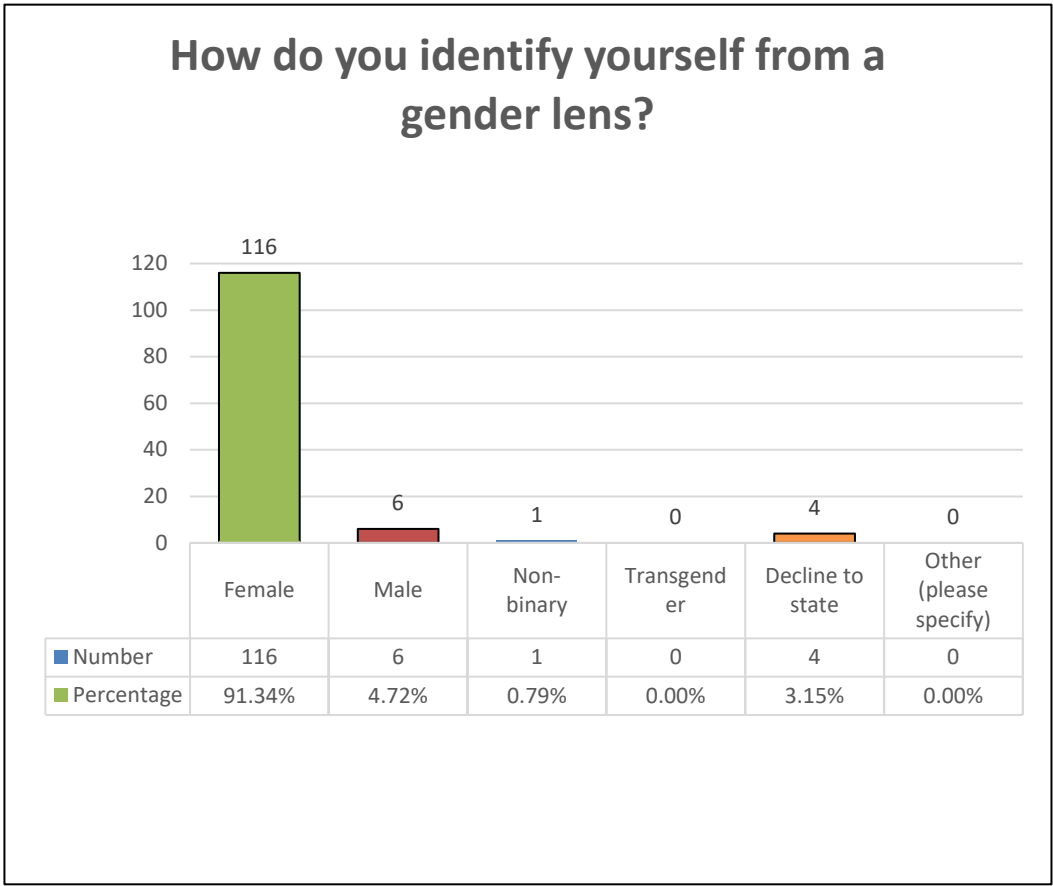
Answered 127  
Skipped 0

How do you identify yourself from an ethnicity  
lens?  
(Select all that apply.)



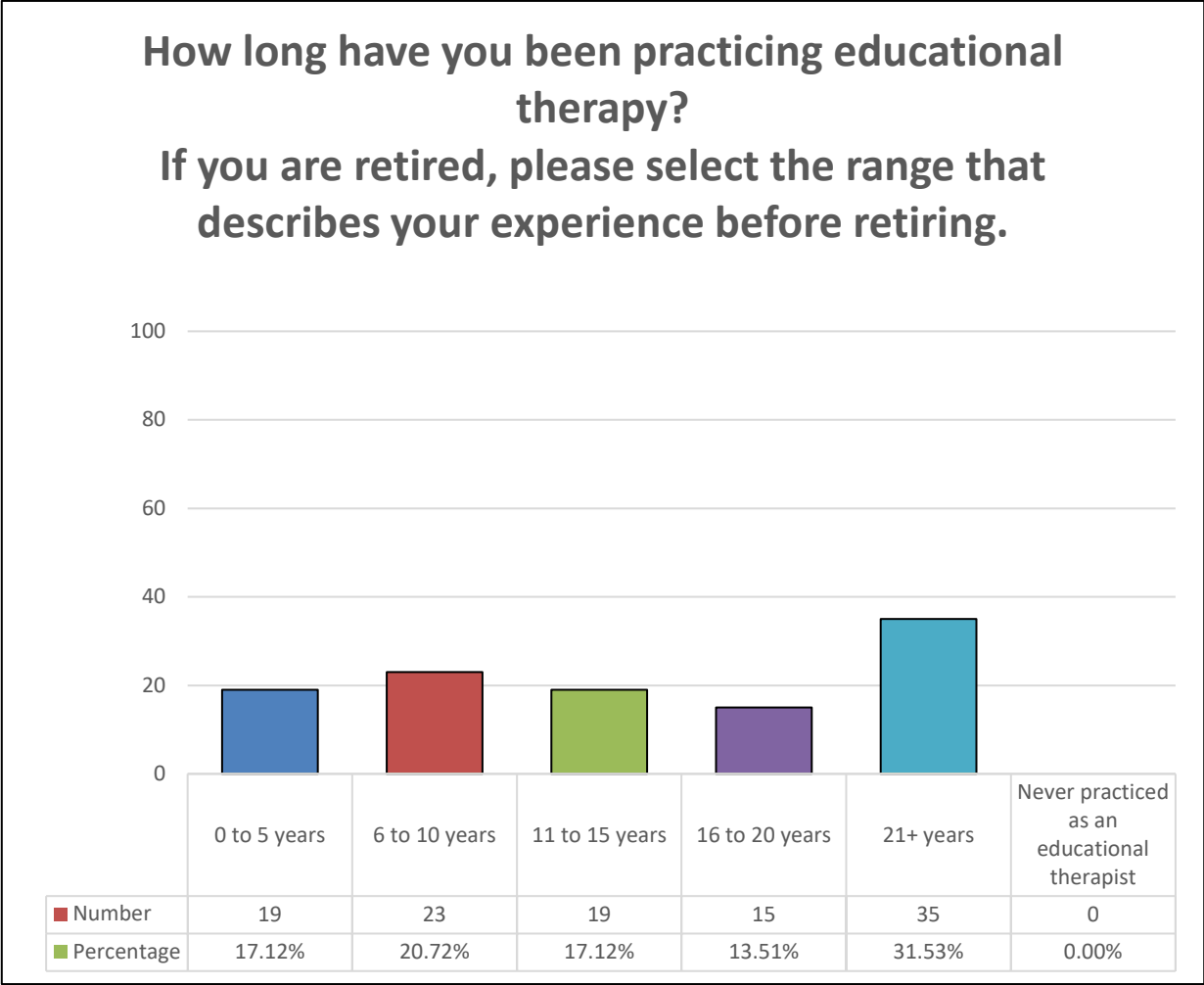
# How do you identify yourself from a gender

Answer Choices	Responses	
Female	116	91.34%
Male	6	4.72%
Non-binary	1	0.79%
Transgender	0	0.00%
Decline to state	4	3.15%
Other (please specify)	0	0.00%
Answered		127
Skipped		0



**How long have you been practicing educational therapy? If you are retired, please select the range that describes your experience before retiring.**

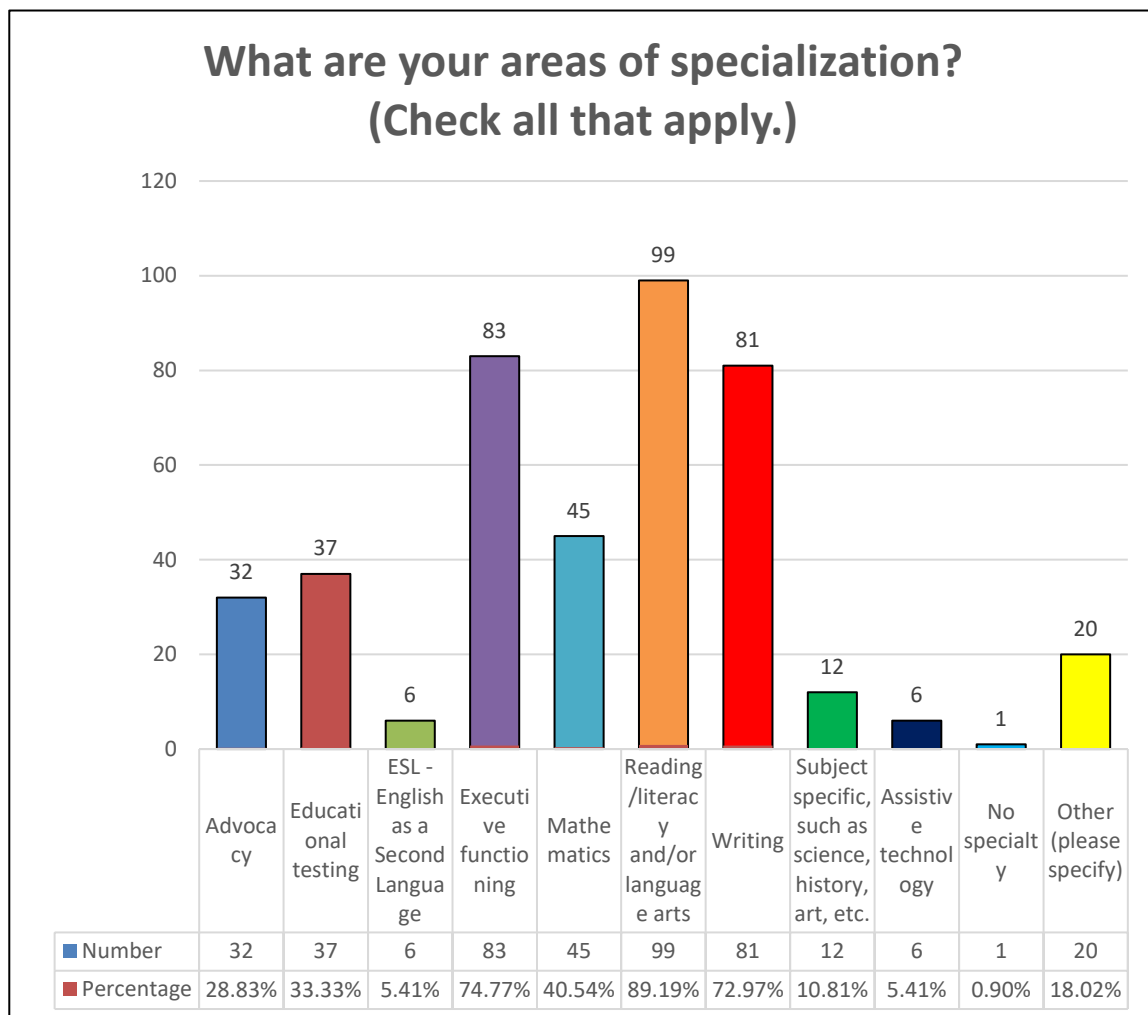
Answer Choices	Responses	
0 to 5 years	19	17.12%
6 to 10 years	23	20.72%
11 to 15 years	19	17.12%
16 to 20 years	15	13.51%
21+ years	35	31.53%
Never practiced as an educational therapist	0	0.00%
Answered		111
Skipped		16



## What are your areas of specialization? (Check all that apply.)

(Check  
all that apply.)

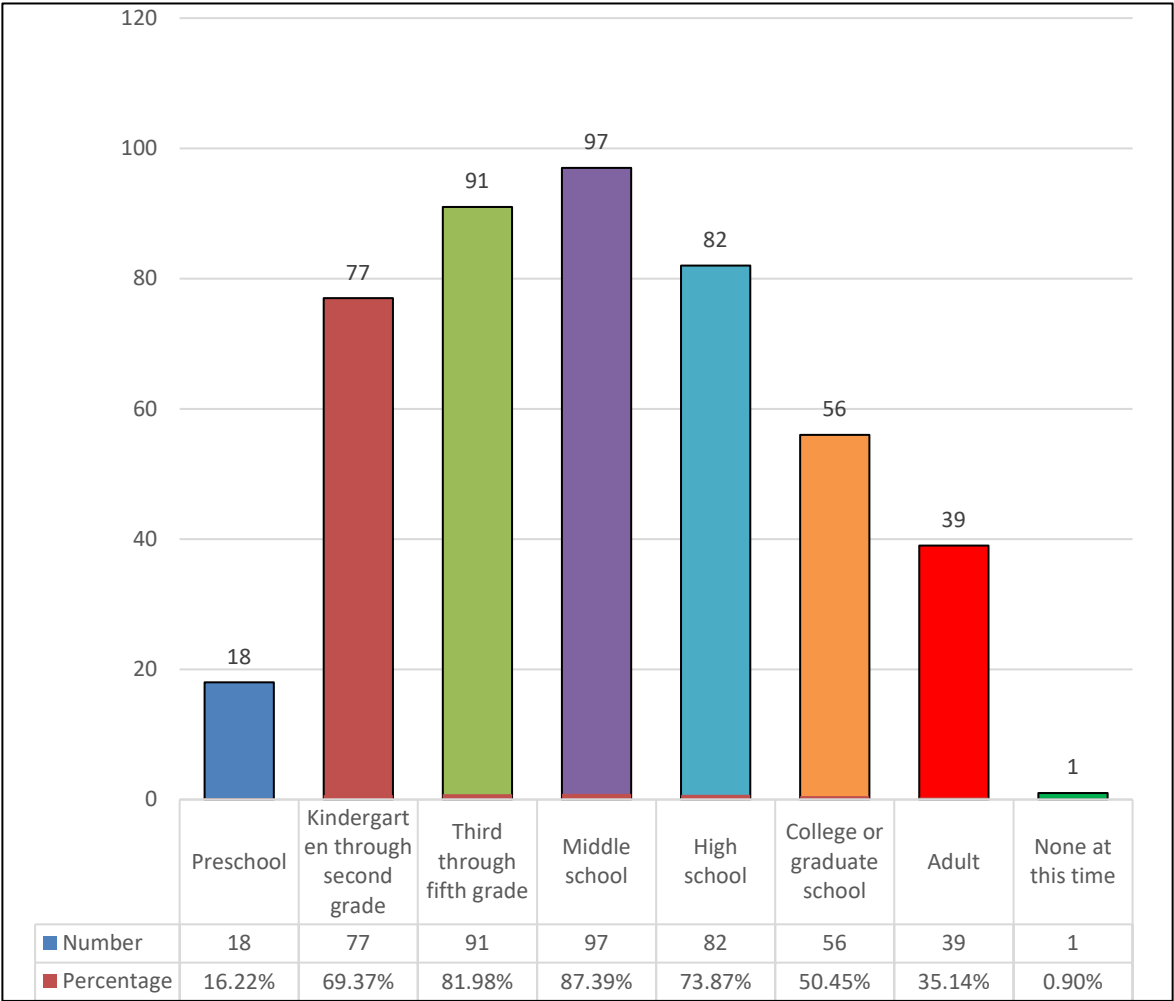
Answer Choices	Responses	
Advocacy	32	28.83%
Educational testing	37	33.33%
ESL - English as a Second Language	6	5.41%
Executive functioning	83	74.77%
Mathematics	45	40.54%
Reading/literacy and/or language arts	99	89.19%
Writing	81	72.97%
Subject specific, such as science, history, art, etc.	12	10.81%
Assistive technology	6	5.41%
No specialty	1	0.90%
Other (please specify)	20	18.02%
	<b>111</b>	
	<b>16</b>	





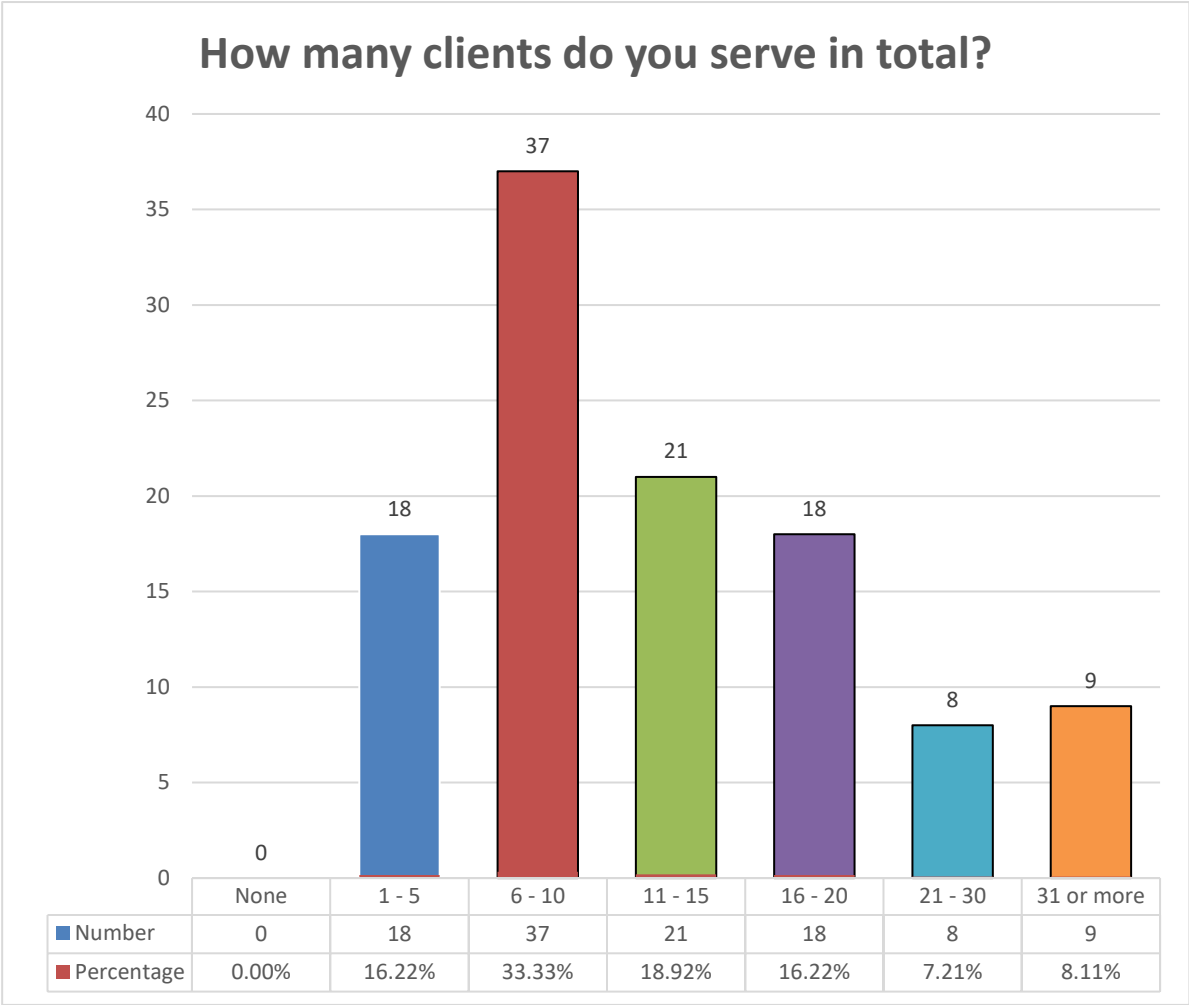
What ages do you serve? (Check all that apply.)

Answer Choices	Responses	
Preschool	18	16.22%
Kindergarten through second grade	77	69.37%
Third through fifth grade	91	81.98%
Middle school	97	87.39%
High school	82	73.87%
College or graduate school	56	50.45%
Adult	39	35.14%
None at this time	1	0.90%
Answered		111
Skipped		16



How many clients do you serve in total?

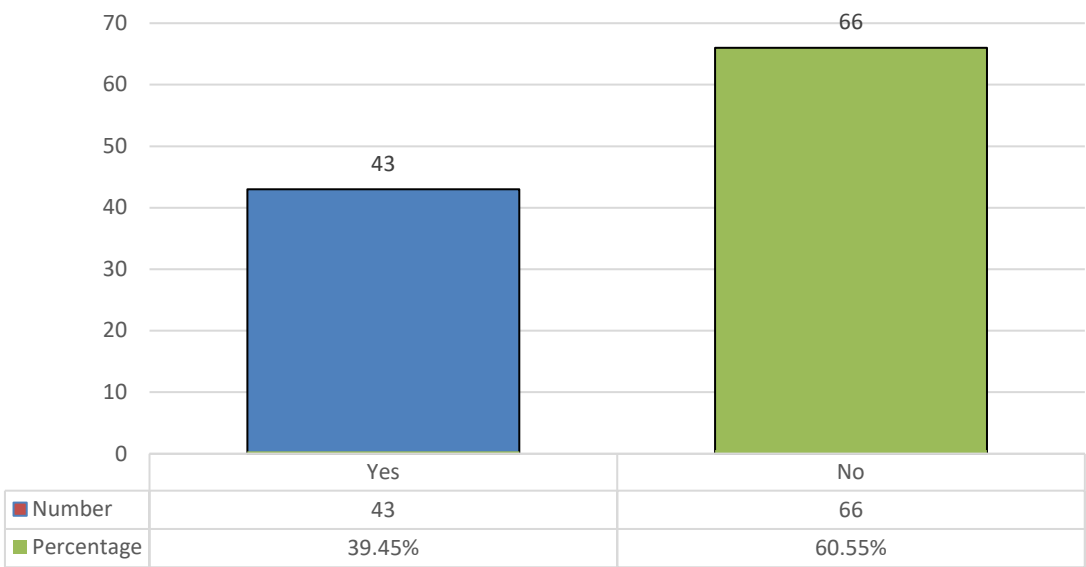
Answer Choices	Responses	
None	0	0.00%
1 - 5	18	16.22%
6 - 10	37	33.33%
11 - 15	21	18.92%
16 - 20	18	16.22%
21 - 30	8	7.21%
31 or more	9	8.11%
Answered		111
Skipped		16



**Do you serve any clients whose sessions are paid by a third party unrelated to the client, such as a school district or charitable institution?**

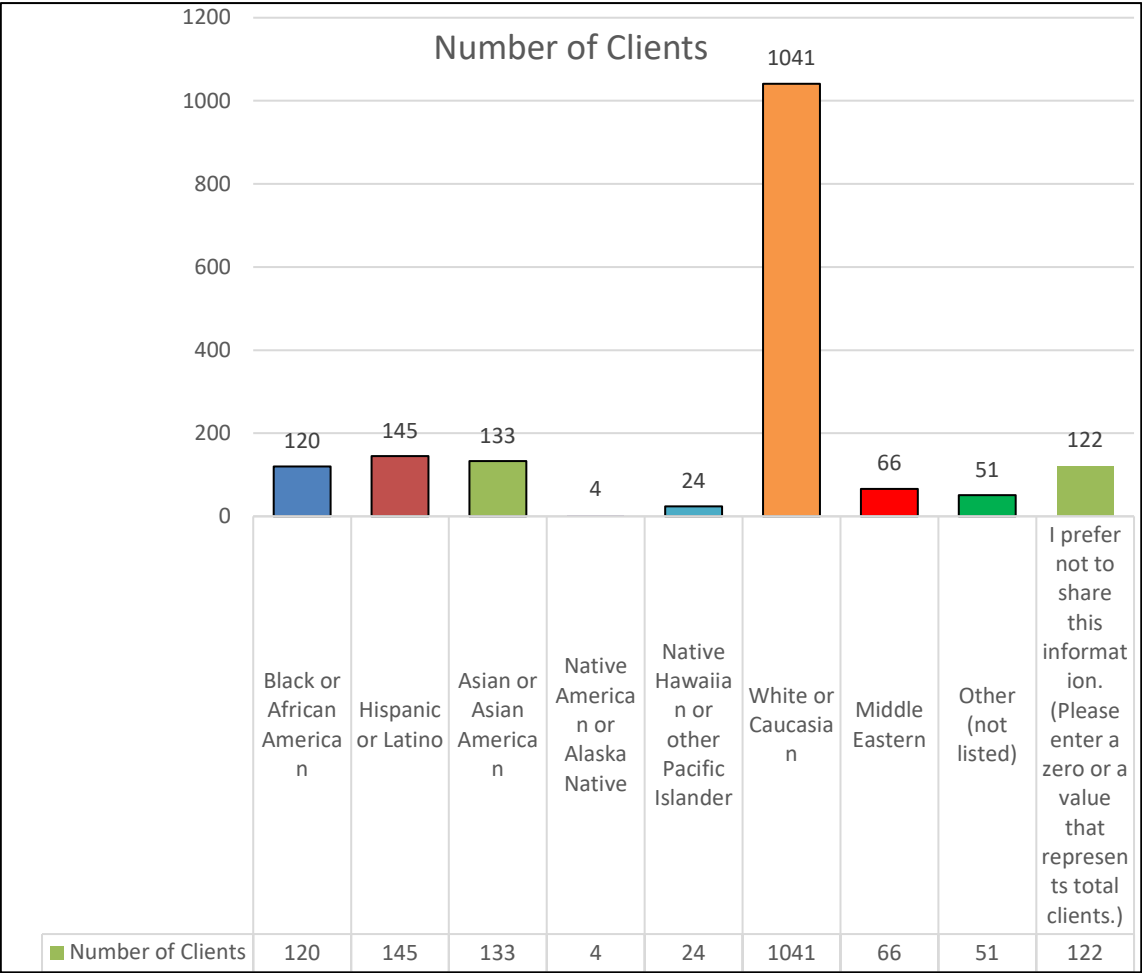
Answer Choices	Responses	
Yes	43	39.45%
No	66	60.55%
Comments, such as the source of funding provided.	45	
<b>Answered</b>		<b>109</b>
<b>Skipped</b>		<b>18</b>

**Do you serve any clients whose sessions are paid by a third party unrelated to the client, such as a school district or charitable institution?**



How do you identify your clients from an ethnicity lens? Enter a number for each option representing the number of clients in that category. If a client identifies as more than one category, tally both categories for that individual. The total of your entries may exceed the total number of clients.

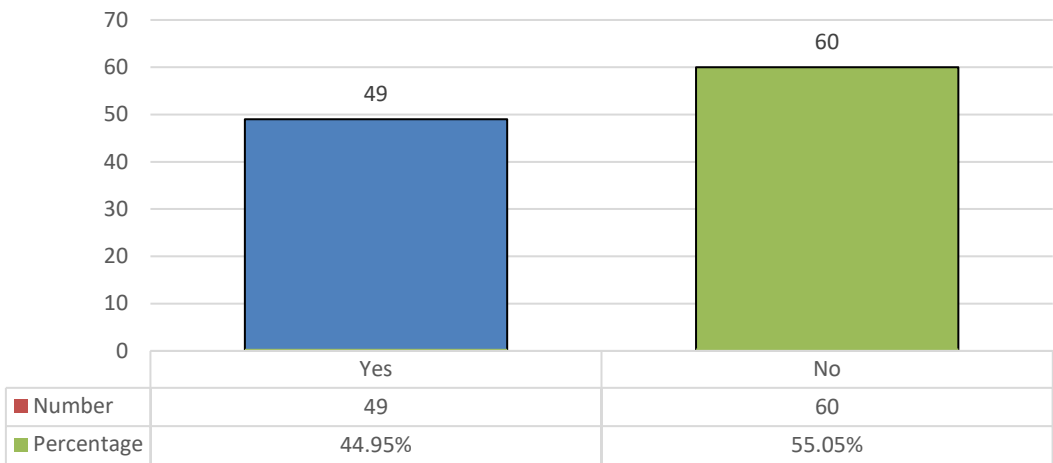
Answer Choices	Total Num	Responses	
Black or African American	120	59.46%	66
Hispanic or Latino	145	57.66%	64
Asian or Asian American	133	47.75%	53
Native American or Alaska Native	4	27.03%	30
Native Hawaiian or other Pacific Islander	24	27.03%	30
White or Caucasian	1041	81.98%	91
Middle Eastern	66	37.84%	42
Other (not listed)	51	24.32%	27
I prefer not to share this information. (Please enter a zero or	122	28.83%	32
		<b>Answered</b>	<b>111</b>
		<b>Skipped</b>	<b>16</b>



If you are not currently offering a reduced rate or pro bono fee structure for selected clients, or you are and have experienced problems, are you interested in learning more about how to successfully implement this type of program?

Answer Choices	Responses	
Yes	49	44.95%
No	60	55.05%
Answered		109
Skipped		18

If you are not currently offering a reduced rate or pro bono fee structure for selected clients, or you are and have experienced problems, are you interested in learning more about how to successfully implement this type of program?



Do you offer a reduced rate or pro bono fee structure to clients?

Answer Choices	Responses	
Yes	70	64.22%
No	39	35.78%
Answered		109
Skipped		18

